

# Insulated Thermal Protective Immersion Suit

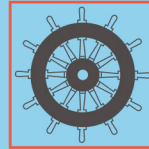
HZ-IS-I

## 1、 Application

Used for both seaman and passengers. Applies to unrestricted service.

## 2、 Standard

SOLAS 74 as amended, Reg.III/4, III/7,  
III/22, III/32, III/34, X/3  
1994 and 2000 HSC Code 8  
IMO Res. MSC.48(66) (LSA Code) I, II  
IMO Res. MSC.81(70)



0098



(lifejacket  
not  
included)

## 3、 Approval (MED/DNV·GL)

EC Certificate Module B No.MEDB00003CM  
EC Certificate Module D No.MEDD00000EZ

## 4、 Introduction of Product

### 4.1 Summary

HZ-IS-I (M, L, XL) insulated thermal protective immersion suit is made of CR material. to be worn with life jackets. CR material is the combination of neoprene sponge and cloth. Last but not least, it is soft and flexible. There is no doubt that it will be one of the important choices of marine life-saving equipment.

(To Be Worn With A Lifejacket)

### 4.2 Other References

Reflective tape:  $\geq 500$  cm<sup>2</sup>

Wearing period:  $\leq 2$  min

Weight:  $\leq 5.0$  Kg

### 4.3 Fittings

A piece of package

A piece of anti-corrosion whistle

A piece of zipper lubricating oil

A piece of life jacket light

## 5、 Attention:

1 . HZ-IS-I type immersion suit must fit with the lifejacket light which is EC approved .When the immersion suit leaves the factory and allow to sell,the lifejacket light is put in the pocket of the bag please follow the instruction hereinafter before on board



1.Take out the lifejacket light  
from the pocket of the bag




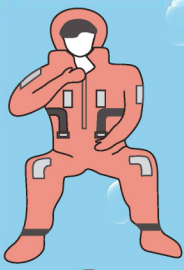



2.Put the clip of the light through the  
holes of small pocket of the suit



3.Press the light firmly on to  
the clip,until you hear "click"

## 6、 Wearing method

| DONNING METHOD FOR IMMERSION SUIT   |   |   |  |   |
|---|---|---|--|---|
|    |  |  |  |  |
| <b>1</b>  | <b>2</b>  | <b>3</b>  | <b>4</b>   | <b>5</b>  |
| <p>1.Remove shoes if possible.<br/>2.Insert one leg first and then the other.<br/>3.Insert one arm first and then the other.<br/>4.Put on the hood, fully close the zipper and then squat to remove the excess air<br/>5.Close the face flap and fasten the belt.</p> |   |   |  |   |
| <p>THIS SUIT IS DESIGNED TO BE WORN WITH A LIFEJACKET</p>   |   |   |  |   |

## 7、 use,maintenance and validity

1. The life jacket light will self flash when touching water, press button to turn off.
2. Always stow immersion suit in a dry and well-ventilated place. Don't put it at high temperature or under the hot sun for a long time. Put it away from chemicals such as acid, alkali and salt to prevent from damage. Don't squeeze the suit in order to prevent the material from damage.
3. Clean the suit with fresh water after use and then drip thoroughly. Scrub dirty surface with neutral detergent and soft brush with water.
4. Lubricate zipper when you repackage the suits in open position.
5. Rolling cover the suit to protect the material against damage.
6. To ensure the maintenance of adequate strength, water tightness of seams and closures of suit, it is recommended that each suit to be subjected to an air pressure test at intervals not exceeding three years, more frequently for suits over ten years of age.(MSC/Circ.1114)
7. Don't destroy the Supplementary material.
8. Size:  
M for people of 155cm~180cm high  
L for people of 165cm~190cm high  
XL for people of 175cm~205cm high

**NANTONG HAIZHOU MARINE EQUIPMENT CO., LTD.**

ADD: Tianbu Industry Area , Haimen City , Jiangsu Province , P.R.China  
Tel: 0086-513-82330788 82330508 Fax: 0086-513-82330555  
Website: <http://www.nthzcb.com> E-mail: [nthzcb@nthzcb.com](mailto:nthzcb@nthzcb.com)